

SSERC Equality, Diversity and Inclusion Data 2023/24

SSERC collects equality, diversity and inclusion data from delegates who attend SSERC professional learning activities. This data is collected voluntarily and is used so that we can develop a better understanding of how different groups are affected by our policies, processes, decisions, products, and services and, by doing so, identify and take action to address any potential discrimination, harassment, and/or unconscious/conscious bias.

The following data is for the financial year April 2023 to – the end of March 2024 and is based on 756 responses. The average time to complete the survey was 1 minute and 54 seconds. We deeply appreciate the time and effort put in by every delegate who participated in this important exercise.

1. What gender do you identify as? (0 point)

[More Details](#)

[Insights](#)

Female	474
Male	275
Non-binary	0
Prefer to identify in another way	0
Prefer not to say	6

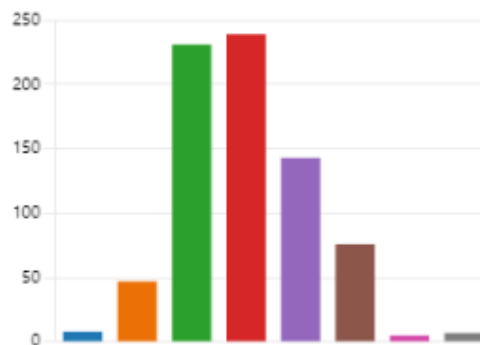


2. What is your age ? (0 point)

[More Details](#)

[Insights](#)

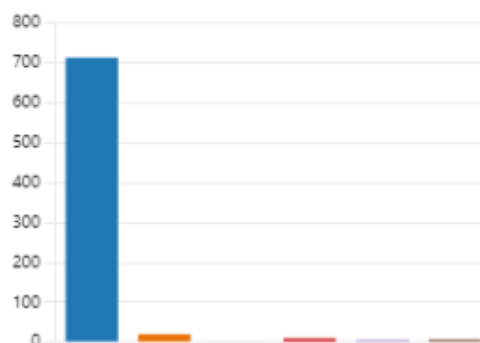
18-21	8
22-24	47
25-34	231
35-44	239
45-54	143
55-64	76
65+	5
Prefer not to say	7



3. What is your ethnic group? (0 point)

[More Details](#)

White	711
Asian / Asian British	20
African / Black / Black British / C...	2
Mixed / Multiple ethnic groups	10
Other ethnic group	5
Prefer not to say	7

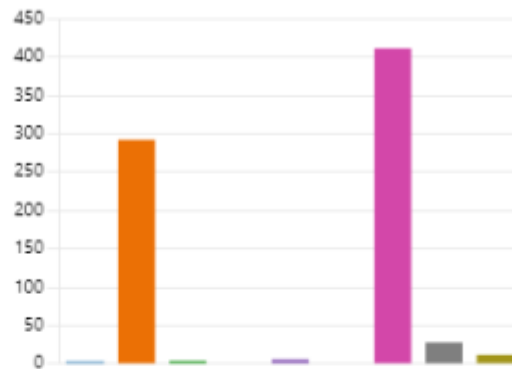


4. What is your religion or belief? (0 point)

[More Details](#)

[Insights](#)

Buddhist	3
Christian (All denominations)	292
Hindu	4
Jewish	0
Muslim	6
Sikh	0
No religion or belief	411
Prefer not to say	28
Other	12



5. Do you have a long-term illness, health problem or disability? (Definition of long-term: expected to last for more than one year) (0 point)

[More Details](#)

[Insights](#)

Yes	70
No	666
Prefer not to say	18



6. Which of the following options best describes how you think of yourself? (0 point)

[More Details](#)

[Insights](#)

Heterosexual or straight	676
Bisexual	17
Gay or lesbian	16
Other	8
Prefer not to say	39

